



Board of Behavioral Sciences



1625 North Market Blvd., Suite S-200  
Sacramento, CA 95834  
(916) 574-7830  
www.bbs.ca.gov

Gavin Newsom, Governor  
State of California

Business, Consumer Services and Housing Agency  
Department of Consumer Affairs

## **BOARD MEETING Notice and Agenda**

**February 10-11, 2022**

*While the Board intends to webcast this meeting, it may not be possible to webcast the entire meeting due to technical difficulties or limitations on resources. If you wish to participate or to have a guaranteed opportunity to observe, please plan to participate by the options listed below.*

---

### **IMPORTANT NOTICES TO THE PUBLIC**

Pursuant to Governor Gavin Newsom's Executive Order N-1-22, issued January 5, 2022, and the provisions of Government Code section 11133, neither a public location nor teleconference locations are provided.

The Board of Behavioral Sciences will hold a public meeting via Webex platform.

### **INSTRUCTIONS FOR PARTICIPATION**

Please see the instructions attached to observe and participate in the meeting using Webex.

Members of the public may, but are not obligated, to provide their names or personal information as a condition of observing or participating in the meeting. When signing into the Webex platform, participants may be asked for their name and email address. Participants who choose not to provide their names will be required to provide a unique identifier such as their initials or another alternative, so that the meeting moderator can identify individuals who wish to make public comment; participants who choose not to provide their email address may utilize a fictitious email address in the following sample format: [XXXXX@mailinator.com](mailto:XXXXX@mailinator.com).

### **FEBRUARY 10**

To participate or observe the meeting on Thursday, February 10, 2022, please join using the following link: <https://dca-meetings.webex.com/dca-meetings/j.php?MTID=mde19605ec64af75f8ded4978668dca07>

***If joining using the link above***

Event number: 2497 379 9309

Event password: BBS02102022

***If joining by phone***

+1-415-655-0001 US Toll

Access code: 249 737 99309

Passcode: 22702102

**FEBRUARY 11**

To participate or observe the meeting on Friday, February 11, 2022, please join using the following link: <https://dca-meetings.webex.com/dca-meetings/j.php?MTID=m7972936d8c62c690fa934d5a7c8a532a>

***If joining using the link above***

Event number: 2481 110 7253

Event password: BBS02112022

***If joining by phone***

+1-415-655-0001 US Toll

Access code: 248 111 07253

Passcode: 22702112

Public comments will be limited to two minutes unless, in the discretion of the Board, circumstances require a shorter period. Members of the public will not be permitted to “yield” their allotted time to other members of the public to make comments.

---

**AGENDA**  
**Thursday, February 10, 2022**  
**9:00 a.m.**

**OPEN SESSION**

- I. Call to Order and Establishment of Quorum
- II. Presentation Regarding Treatment and Needs of Transyouth – Dr. Johanna Olson-Kennedy, MD, The Center for Transyouth Health and Development at Children's Hospital in Los Angeles
- III. Presentation on the Board's Licensee Complaint Process – Board Staff
- IV. Update, Discussion and Possible Action on Board Petition Backlog and Referral of Petitions to Office of Administrative Hearings
- V. Public Comment for Items Not on the Agenda

*Note: The Board may not discuss or take action on any matter raised during this public comment section, except to decide whether to place the matter on the agenda of a future meeting. [Gov. Code §§11125, 1125.7(a)]*

- VI. Suggestions for Future Agenda Items

**CLOSED SESSION**

***The Board will recess following the conclusion of the Closed Session.***

- VII. Pursuant to Section 11126(c)(3) of the Government Code, the Board will Meet in Closed Session for Discussion and to Take Action on Disciplinary Matters.
- VIII. Recess Until 9:00 a.m., Friday, February 11, 2022

**AGENDA**  
**Friday, February 11, 2022**  
**9:00 a.m.**

<b>OPEN SESSION</b>
---------------------

- IX. Call to Order and Establishment of Quorum
- X. Consent Calendar
  - a. Possible Approval of the November 4-5, 2021 Board Meeting Minutes
- XI. Board Chair Report
- XII. Department of Consumer Affairs Update
- XIII. Election of Board Vice-Chairperson
- XIV. Executive Officer Report
  - a. Budget Report
  - b. Licensing Report
  - c. Exam Report
  - d. Enforcement Report
  - e. Communication Report
  - f. Personnel Report
- XV. Strategic Plan Update
- XVI. Telehealth Committee Update
- XVII. Licensing Committee Update
- XVIII. Discussion and Consideration of Comments Received During 45-Day Public Comment Period on Proposed Continuing Education and Additional Training Regulations; Potential Action, including Adoption: Amendments to Title 16 of the California Code of Regulations, §§1807, 1807.2, 1810, 1887, 1887.1, 1887.2, 1887.3, 1887.4.0, 1887.4.1, 1887.4.2, 1887.4.3, and 1887.11.0; Addition of §1810.5; and Repeal of §§1810.1, 1810.2, 1887.4, 1887.7, 1887.8, 1887.9, 1887.10, 1887.11 and 1887.15.
- XIX. Review of Legislative Counsel Amendments to the Board's Supervision via Videoconferencing Bill Proposal, and Discussion and Possible Action on Additional Amendments to the Proposal (BPC §§4980.43.2, 4996.23.1, 4999.46.2)

- XX. Review of Legislative Counsel Amendments to the Board's Continuing Education Bill Proposal, and Discussion and Possible Action on Additional Amendments to the Proposal (BPC §§2290.5, 4980.399, 4980.54, 4984.01, 4992.09, 4996.22, 4996.23.2, 4996.28, 4999.46.3, 4999.55, 4999.76, 4999.100, 4980.395, 4989.23.1, 4996.27.1, and 4999.67)
- XXI. Update on Board-Sponsored and Monitored Legislation
- a. Assembly Bill 29 (Cooper) State Bodies: Meetings
  - b. Assembly Bill 646 (Low) Department of Consumer Affairs: Boards: Expunged Convictions
  - c. Assembly Bill 988 (Bauer-Kahan) Mental Health: 988 Crisis Hotline
  - d. Board Supervision via Videoconference Bill Proposal
  - e. Board Continuing Education Bill Proposal
  - f. Board Omnibus Bill Proposal
- XXII. Update on Board Rulemaking Proposals
- XXIII. Public Comment for Items Not on the Agenda
- Note: The Board may not discuss or take action on any matter raised during this public comment section, except to decide whether to place the matter on the agenda of a future meeting. [Gov. Code §§ 11125, 1125.7(a)]*
- XXIV. Suggestions for Future Agenda Items
- XXV. Adjournment

---

*Public Comment on items of discussion will be taken during each item. Time limitations will be determined by the Chairperson. Times and order of items are approximate and subject to change. Action may be taken on any item listed on the Agenda.*

*This agenda as well as Board meeting minutes can be found on the Board of Behavioral Sciences website at [www.bbs.ca.gov](http://www.bbs.ca.gov).*

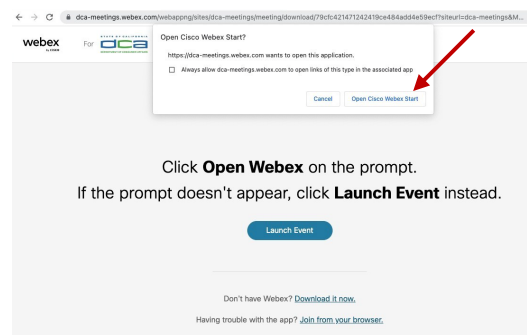
**NOTICE:** *The meeting is accessible to persons with disabilities. A person who needs a disability-related accommodation or modification in order to participate in the meeting may make a request by contacting Christina Kitamura at [christina.kitamura@dca.ca.gov](mailto:christina.kitamura@dca.ca.gov) or send a written request to Board of Behavioral Sciences, 1625 N. Market Blvd., Suite S-200, Sacramento, CA 95834. Providing your request at least five (5) business days before the meeting will help ensure availability of the requested accommodation.*

### If joining using the meeting link

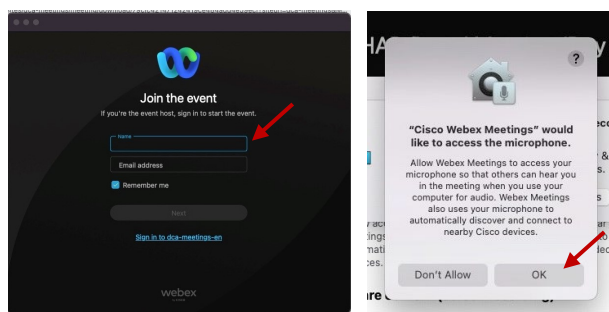
1 Click on the meeting link. This can be found in the meeting notice you received.

2 If you have not previously used Webex on your device, your web browser may ask if you want to open Webex. Click “Open Cisco Webex Start” or “Open Webex”, whichever option is presented.

DO NOT click “Join from your browser”, as you will not be able to participate during the meeting.



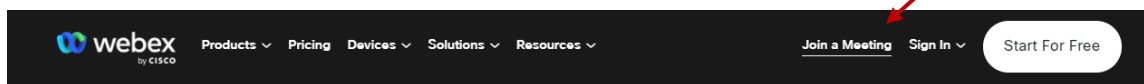
3 Enter your name and email address. Click “Join as a guest”. Accept any request for permission to use your microphone and/or camera.



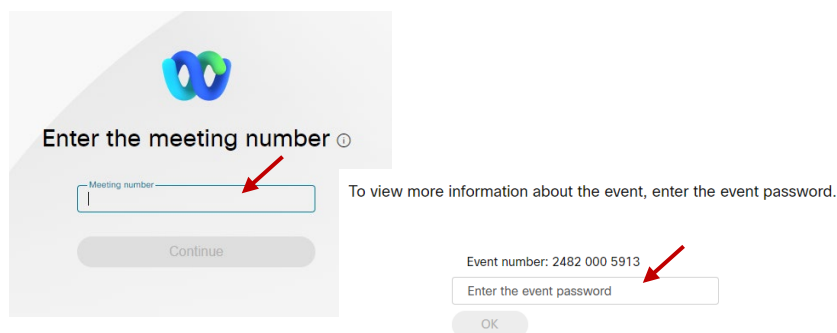
OR

### If joining from [Webex.com](https://www.webex.com)

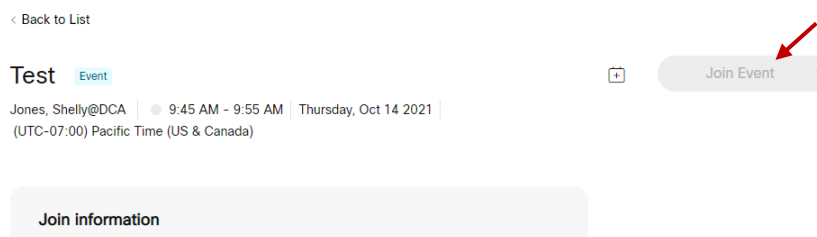
1 Click on “Join a Meeting” at the top of the Webex window.



2 Enter the meeting/event number and click “Continue”. Enter the event password and click “OK”. This can be found in the meeting notice you received.



3 The meeting information will be displayed. Click “Join Event”.



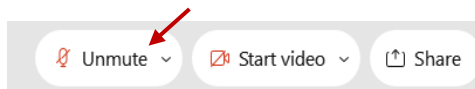
OR

### Connect via telephone:

You may also join the meeting by calling in using the phone number, access code, and passcode provided in the meeting notice.

### Microphone

Microphone control (mute/unmute button) is located on the command row.

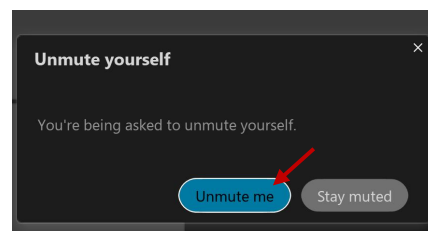


Green microphone = Unmuted: People in the meeting can hear you.



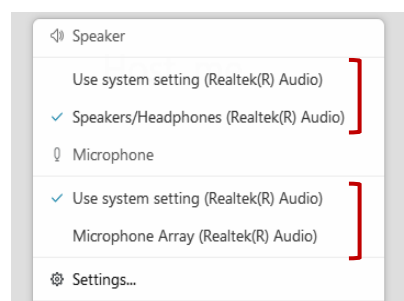
Red microphone = Muted: No one in the meeting can hear you.

*Note: Only panelists can mute/unmute their own microphones. Attendees will remain muted unless the moderator enables their microphone at which time the attendee will be provided the ability to unmute their microphone by clicking on “Unmute Me”.*



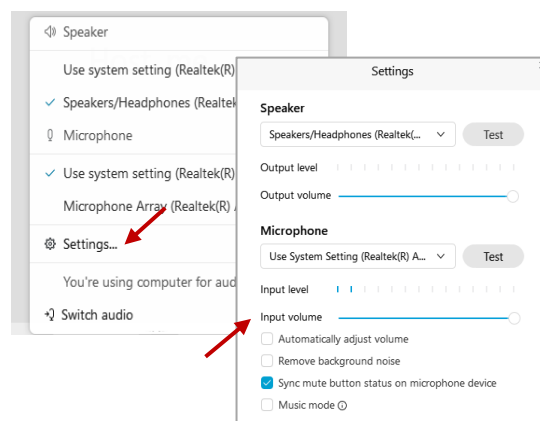
### If you cannot hear or be heard

- 1 Click on the bottom facing arrow located on the Mute/Unmute button.
- 2 From the pop-up window, select a different:
  - Microphone option if participants can't hear you.
  - Speaker option if you can't hear participants.



### If your microphone volume is too low or too high

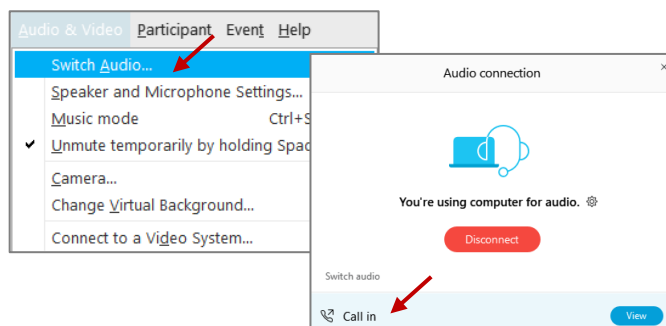
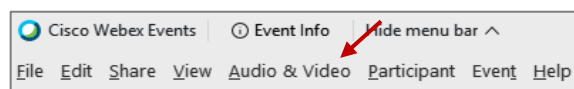
- 1 Locate the command row – click on the bottom facing arrow located on the Mute/Unmute button.
- 2 From the pop-up window:
  - Click on “Settings...”:
  - Drag the “Input Volume” located under microphone settings to adjust your volume.



### Audio Connectivity Issues

If you are connected by computer or tablet and you have audio issues or no microphone/speakers, you can link your phone through webex. Your phone will then become your audio source during the meeting.

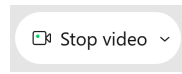
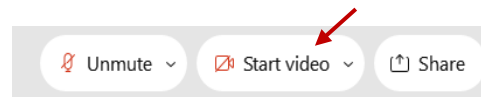
- 1 Click on “Audio & Video” from the menu bar.
- 2 Select “Switch Audio” from the drop-down menu.
- 3 Select the “Call In” option and following the directions.



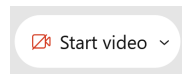
### Web Camera

Only panelists (e.g. staff, board members, presenters) can access the web camera feature.

Camera control (Start Video/Stop Video button) is located on the command row.



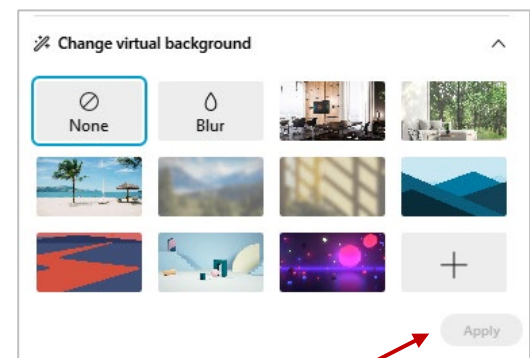
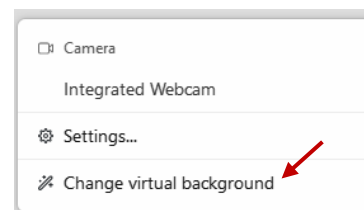
Green dot in camera = Camera is on: People in the meeting can see you.



Red dot in camera = Camera is off: No one in the meeting can see you.

### Virtual Background

- 1 To access virtual backgrounds, click on the bottom facing arrow located on the video button.
- 2 Click on "Change Virtual Background".
- 3 From the pop-up window, click on any of the available images to display that image as your virtual background and click "Apply".



### If you cannot be seen

- 1 Locate the command row – click on the bottom facing arrow located on the video button.
- 2 From the pop-up window, select a different camera from the list.

