



Board of Behavioral Sciences



1625 North Market Blvd., Suite S-200
Sacramento, CA 95834
(916) 574-7830
www.bbs.ca.gov

Gavin Newsom, Governor
State of California

Business, Consumer Services and Housing Agency
Department of Consumer Affairs

BOARD MEETING **Notice and Agenda**

February 29, 2024, 9:30 a.m.
March 1, 2024, 8:30 a.m.

Department of Consumer Affairs
Ruby Room
1747 North Market Blvd., #182
Sacramento, CA 95834

The Board of Behavioral Sciences will hold a public meeting in-person and via Webex platform.

FOR PARTICIPATION VIA WEBEX

Please see the instructions attached to observe and participate in the meeting using WebEx.

Members of the public may, but are not obligated, to provide their names or personal information as a condition of observing or participating in the meeting. When signing into the WebEx platform, participants may be asked for their name and email address. Participants who choose not to provide their names will be required to provide a unique identifier such as their initials or another alternative, so that the meeting moderator can identify individuals who wish to make public comment; participants who choose not to provide their email address may utilize a fictitious email address in the following sample format: XXXXX@mailinator.com.

February 29, 2024: To join the meeting via WebEx on February 29th, use the following link: <https://dca-meetings.webex.com/dca-meetings/j.php?MTID=m6f70046daec1b370b780aeb4bf3fbf0d>

If joining by using the link above

Webinar number: 2489 086 4238

Webinar password: BBS229

If joining by phone

+1-415-655-0001 US Toll

Access code: 2489 086 4238

Passcode: 227229

March 1: To join the meeting via WebEx on March 1st, use the following link:
<https://dca-meetings.webex.com/dca-meetings/j.php?MTID=m30bc019e725f6bc50467d108c97378a6>

If joining by using the link above
Webinar number: 2492 651 2790
Webinar password:

If joining by phone
+1-415-655-0001 US Toll
Access code: 2492 651 2790
Passcode: BBS31

FOR OBSERVATION ONLY

View at <https://thedcapage.blog/webcasts/>. Using the livestream link will allow only for observation with closed captioning. Livestream availability cannot be guaranteed due to technical difficulties or resource limitations. The meeting will not be cancelled if livestream becomes unavailable.

IMPORTANT NOTICES TO THE PUBLIC

The time and order of agenda items are subject to change at the discretion of the Board chairperson.

Action may be taken on any item listed on the agenda.

Public comment on items of discussion will be taken during each item. Public comments will be limited to two minutes unless, in the discretion of the Board, circumstances require a shorter period. Members of the public will not be permitted to “yield” their allotted time to other members of the public to make comments.

The meeting is accessible to persons with disabilities. A person who needs a disability-related accommodation or modification to participate in the meeting may submit a request to the Board. Please submit the request at least five (5) business days before the meeting to ensure availability of the requested accommodation.

Contact: Christina Kitamura
christina.kitamura@dca.ca.gov
(916) 574-7927

AGENDA
Thursday, February 29, 2024
9:30 a.m.

OPEN SESSION

1. Call to Order and Establishment of Quorum
2. Suggestions for Future Agenda Items
3. Public Comment for Items Not on the Agenda

Note: The Board may not discuss or take action on any matter raised during this public comment section, except to decide whether to place the matter on the agenda of a future meeting. [Gov. Code §§11125, 1125.7(a)]

4. Jamie Haasch, LMFT 128819, Petition for Early Termination of Probation

CLOSED SESSION

5. Pursuant to Section 11126(c)(3) of the Government Code, the Board will Meet in Closed Session for Discussion and to Take Action on Disciplinary Matters, Including the Above Petitions.
6. Pursuant to Section 11126(c)(1) of the Government Code, the Board will Meet in Closed Session to Discuss the Association of Marital and Family Therapist Regulatory Boards Clinical Examination for Licensure.
7. Pursuant to Section 11126(c)(3) the Board will Meet in Closed Session to Consider the Salary of the Board's Executive Officer.

OPEN SESSION

8. Diversity, Equity, and Inclusion (DEI) Supplemental Strategic Planning
9. Recess Until 8:30 a.m., Friday, March 1, 2024

AGENDA
Friday, March 1, 2024
8:30 a.m.

OPEN SESSION

1. Call to Order and Establishment of Quorum
2. Introductions*
3. Consent Calendar
 - a. Possible Approval of the November 16 – 17, 2023 Board Meeting Minutes
 - b. Possible Approval of the December 15, 2023 Telehealth Committee Meeting Minutes
4. Board Chair Report
 - a. Board Member Attendance
 - b. Future Board Meetings
 - c. Staff Recognitions
5. Department of Consumer Affairs Update
6. Executive Officer Report
 - a. Budget Report
 - b. Personnel Report
 - c. Licensing Report
 - d. Examination Report
 - e. Enforcement Report
 - f. Education and Outreach Report
 - g. Organizational Effectiveness Report
 - h. Strategic Plan Update
7. Discussion and Possible Action Regarding the Pathway to Licensure Survey
8. Discussion and Possible Action to Initiate a Rulemaking to Amend the Board's Standards of Practice for Telehealth Regulations (Title 16, California Code of Regulations (16 CCR) §1815.5)
9. Presentation By Board Staff Regarding the Regulatory Process
10. Update on Board Rulemaking Proposals

11. Discussion and Possible Action Regarding Proposed Amendments to Board Sponsored Legislation: SB 1024 (Ochoa Bogh) Healing Arts: Board of Behavioral Sciences: Licensees and Registrants (Business and Professions Code (BPC) §§ 4980.31, 4980.32, 4980.43.2, 4980.43.4, 4989.17, 4989.48, 4996.7, 4996.8, 4996.23.1, 4996.23.3, 4996.75, 4999.46.2, 4999.46.4, 4999.70, and 4999.71)
12. Telehealth Committee Update
13. Workforce Development Committee Update
14. Update on Board-Sponsored and Board-Monitored Legislation
 - a. SB 11 (Menjivar) California State University: Mental Health Counseling
 - b. SB 238 (Wiener) Health Care Coverage: Independent Medical Review
 - c. SB 513 (Wiener) Incarcerated Persons: Mental Health
 - d. SB 766 (Eggman) Social Workers
 - e. SB 1024 (Ochoa Bogh) Healing Arts: Board of Behavioral Sciences: Licensees and Registrants
 - f. Board Omnibus Bill Proposal
15. Suggestions for Future Agenda Items
16. Public Comment for Items Not on the Agenda

Note: The Board may not discuss or take action on any matter raised during this public comment section, except to decide whether to place the matter on the agenda of a future meeting. [Gov. Code §§ 11125, 1125.7(a)]

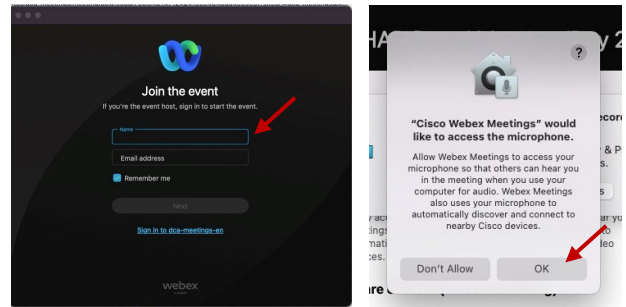
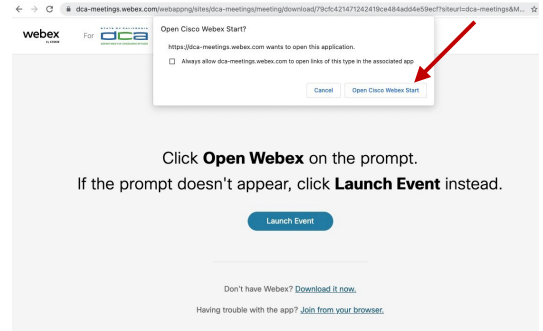
17. Adjournment

**Introductions are voluntary for members of the public.*

This agenda as well as Board meeting minutes can be found on the Board of Behavioral Sciences website at www.bbs.ca.gov.

If joining using the meeting link

- 1 Click on the meeting link. This can be found in the meeting notice you received.
- 2 If you have not previously used Webex on your device, your web browser may ask if you want to open Webex. Click "Open Cisco Webex Start" or "Open Webex", whichever option is presented. DO NOT click "Join from your browser", as you will not be able to participate during the meeting.
- 3 Enter your name and email address*. Click "Join as a guest". Accept any request for permission to use your microphone and/or camera.

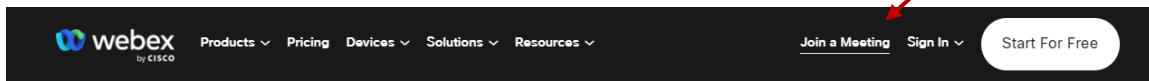


* Members of the public are not obligated to provide their name or personal information and may provide a unique identifier such as their initials or another alternative, and a fictitious email address like in the following sample format: XXXXX@mailinator.com.

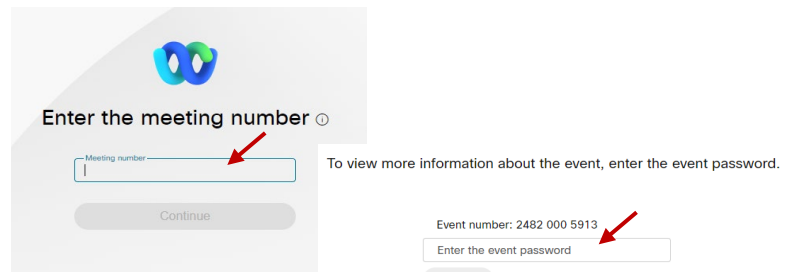
OR

If joining from Webex.com

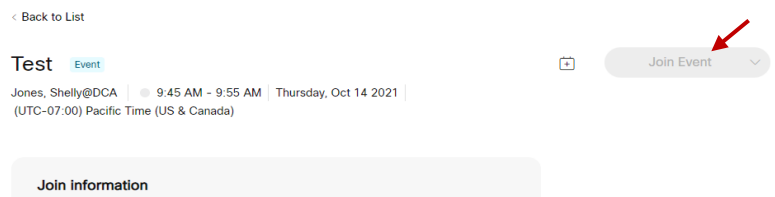
- 1 Click on "Join a Meeting" at the top of the Webex window.



- 2 Enter the meeting/event number and click "Continue". Enter the event password and click "OK". This can be found in the meeting notice you received.



- 3 The meeting information will be displayed. Click "Join Event".



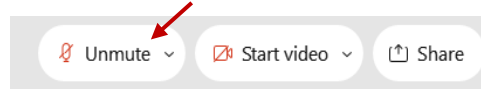
OR

Connect via telephone*:

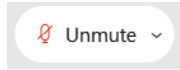
You may also join the meeting by calling in using the phone number, access code, and passcode provided in the meeting notice.

Microphone

Microphone control (mute/unmute button) is located on the command row.

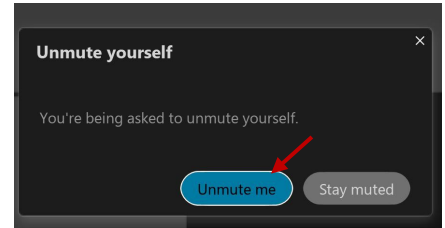


Green microphone = Unmuted: People in the meeting can hear you.



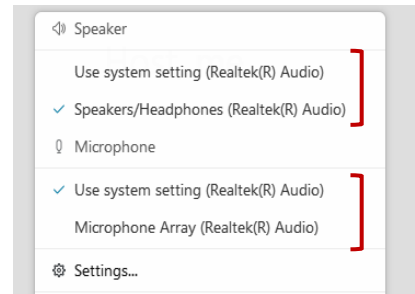
Red microphone = Muted: No one in the meeting can hear you.

Note: Only panelists can mute/unmute their own microphones. Attendees will remain muted unless the moderator enables their microphone at which time the attendee will be provided the ability to unmute their microphone by clicking on "Unmute Me".



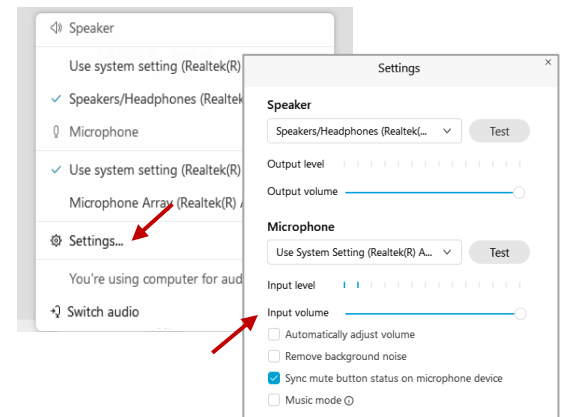
If you cannot hear or be heard

- 1 Click on the bottom facing arrow located on the Mute/Unmute button.
- 2 From the pop-up window, select a different:
 - Microphone option if participants can't hear you.
 - Speaker option if you can't hear participants.



If your microphone volume is too low or too high

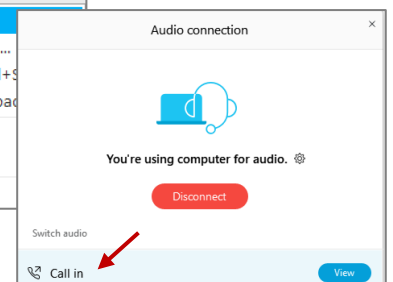
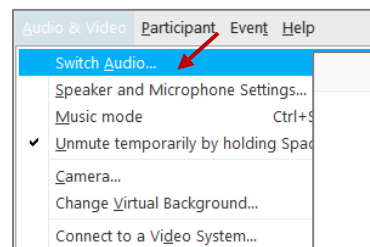
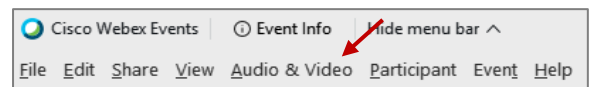
- 1 Locate the command row – click on the bottom facing arrow located on the Mute/Unmute button.
- 2 From the pop-up window:
 - Click on "Settings...":
 - Drag the "Input Volume" located under microphone settings to adjust your volume.



Audio Connectivity Issues

If you are connected by computer or tablet and you have audio issues or no microphone/speakers, you can link your phone through Webex. Your phone will then become your audio source during the meeting.

- 1 Click on "Audio & Video" from the menu bar.
- 2 Select "Switch Audio" from the drop-down menu.
- 3 Select the "Call In" option and following the directions.



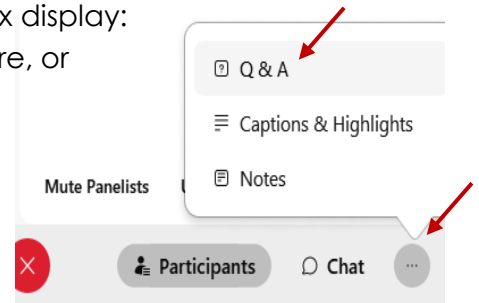

The question-and-answer (Q&A) and hand raise features are utilized for public comments.

NOTE: This feature is not accessible to those joining the meeting via telephone.

Q&A Feature

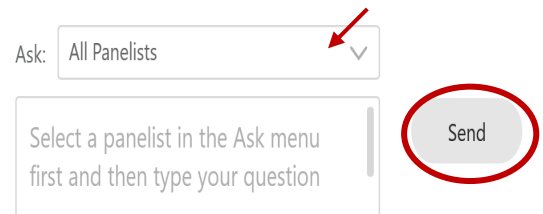
1 Access the Q&A panel at the bottom right of the Webex display:

- Click on the icon that looks like a “?” inside of a square, or
- Click on the 3 dots and select “Q&A”.



2 In the text box:

- Select “All Panelists” in the dropdown menu,
- Type your question/comment into the text box, and
- Click “Send”.



OR

Hand Raise Feature

- 1
- Hovering over your own name.
 - Clicking the hand icon that appears next to your name.
 - Repeat this process to lower your hand.

If connected via telephone:

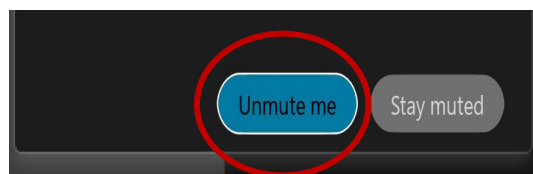
- Utilize the raise hand feature by pressing *3 to raise your hand.
- Repeat this process to lower your hand.

Unmuting Your Microphone



The moderator will call you by name and indicate a request has been sent to unmute your microphone. Upon hearing this prompt:

- Click the **Unmute me** button on the pop-up box that appears.

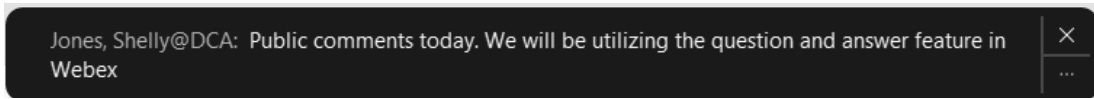


OR

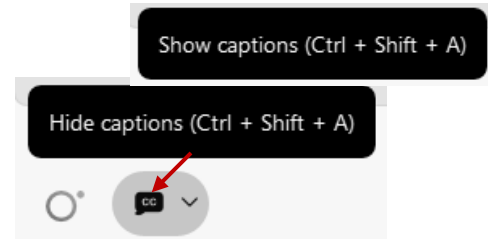
If connected via telephone:

- Press *3 to unmute your microphone.

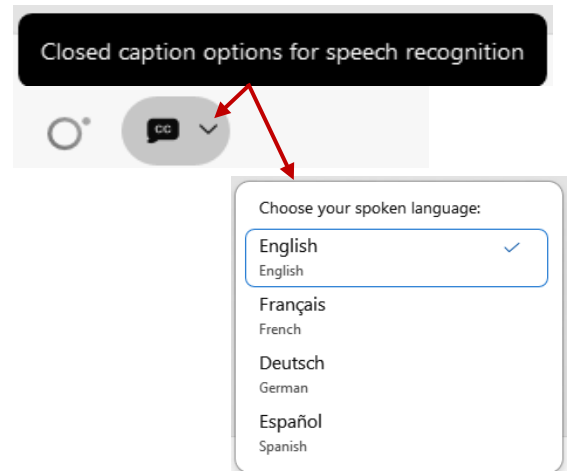
Webex provides real-time closed captioning displayed in a dialog box on your screen. The captioning box can be moved by clicking on the box and dragging it to another location on your screen.



The closed captioning can be hidden from view by clicking on the closed captioning icon. You can repeat this action to unhide the dialog box.



You can select the language to be displayed by clicking the drop-down arrow next to the closed captioning icon.



You can view the closed captioning dialog box with a light or dark background or change the font size by clicking the 3 dots on the right side of the dialog box.

